

TEESDALE STRUCTURE PLAN - COMMUNITY SURVEY RESULTS 2019

A TOTAL OF 166 RESPONSES TO THE SURVEY WERE RECEIVED.



51% of responses were received via mail
The remaining 49% were received online via SurveyMonkey

RESPONDENTS RELATIONSHIPS WITH TEESDALE WERE...



90%
Residents



1%
Business owners/workers

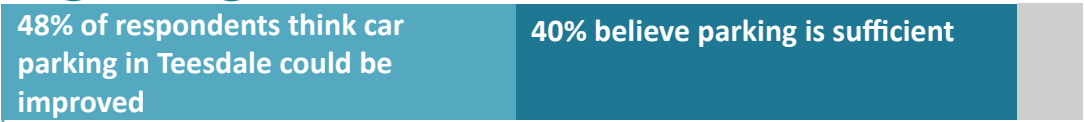


6%
Landowners

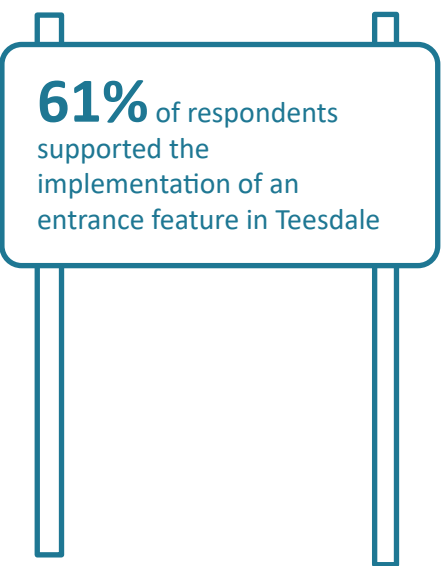
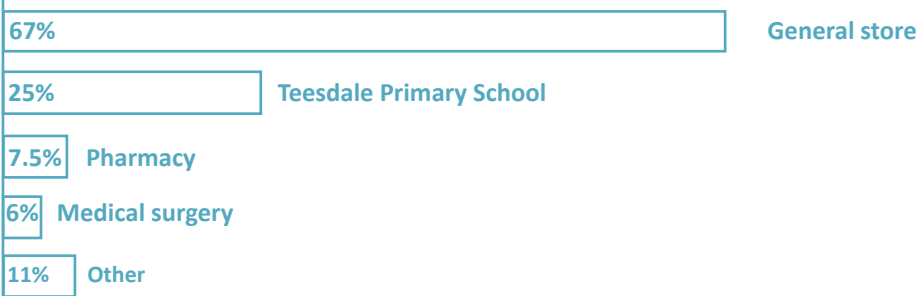


1%
Developers

**2% other*



Of these responses, locations which were identified that require improvements were...



RESPONDENTS WANTED THE TEESDALE COMMUNITY TO BE...



RURAL




FRIENDLY



QUIET



SAFE



SMALL



REMAIN AS-IS

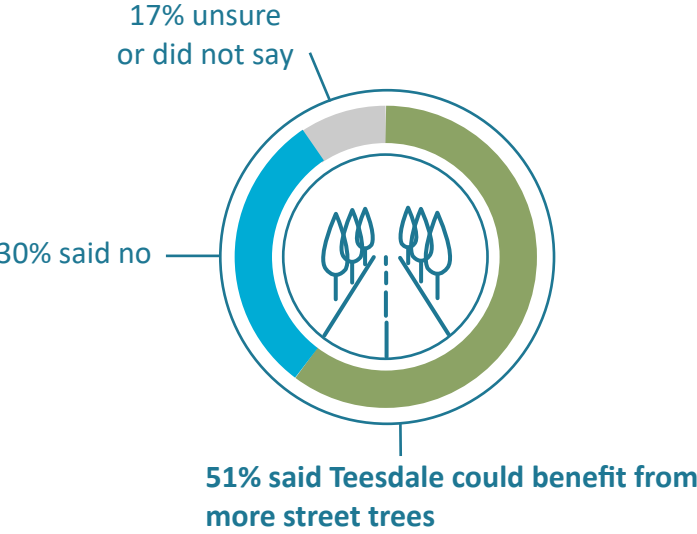


ECO-FRIENDLY

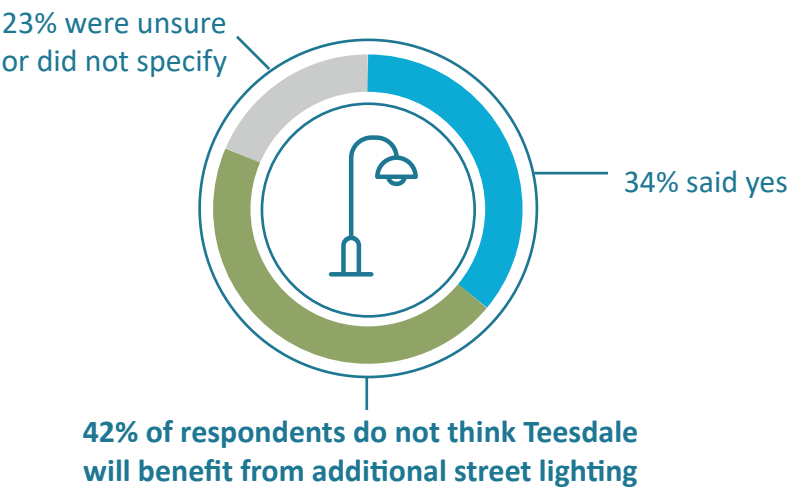


WELL SERVICED

IN RESPONSE TO WHETHER TEESDALE SHOULD HAVE MORE TREES...



STREET LIGHTS...



WHEN ASKED WHICH SMALL COMMUNITY PROJECT WOULD BE MOST BENEFICIAL TO TEESDALE....



29%
Town entrance feature



16%
bird boxes



31%
Street trees



44%
suggested other projects