

# GOLDEN PLAINS SHIRE COUNCIL

## Online Community Directory User Guide

The Golden Plains Shire Online Community Directory provides easy-to-find information and assists residents and visitors in engaging with the many local community groups, clubs, services, associations and facilities based in the Golden Plains Shire.

This user guide gives you step by step instructions on how to create an account on the Golden Plains Shire Council website, so that you can create and manage your Online Community Directory listing.

Benefits of creating a listing include:

- Increase your club or organisations visibility and attract new members.
- A great way to engage new volunteers.
- Free exposure to advertising your upcoming and annual events and regular programs.
- Give new residents and visitors insight into what's happening in your community.

Before you begin, please make sure you have read the eligibility requirements and disclaimer.

### CONTENTS

1. Accessing and viewing the Online Community Directory
2. Creating a log in for the Online Community Directory
3. Creating a listing for the Online Community Directory
4. Searching Online Community Directory listings
5. What your listing will look like
6. Edit your listing
7. Additional assistance

## 1. Accessing and viewing the Online Community Directory

### STEP 1

Visit [www.goldenplains.vic.gov.au/community-directory](http://www.goldenplains.vic.gov.au/community-directory)

### STEP 2

To view directory listings, you do not need to create an account.

- Type in a key word e.g. Progress Association
- Select a category by using the drop down tab.
- Add a Town by using the drop down tab.
- Then select Apply.

#### Community Directory

Listen

Golden Plains Shire Council invites local community groups to register their information on this platform, enabling them to independently manage their own listings and update them as needed.

Residents can utilise this directory to easily find contact information and obtain detailed information about community groups and service providers that align with their interests.

To access or create content in the community directory, please login below.

LOGIN

Keywords  Category  Town



Test Directory Item A



Test Title CD16



Test Listing CD14

## 2. Creating a log in for the Online Community Directory

To create an Online Community Directory listing, you will need to create a log-in, if you do not already have one.

### STEP 1

Visit [www.goldenplains.vic.gov.au/user/login](http://www.goldenplains.vic.gov.au/user/login)

### STEP 2

The best way to check if you already have an account is type your email into the “Log In” below.

## Log in

Welcome to the new Golden Plains Shire Council website. If you have an online account with us, please use the *Forgot your password?* button to reset your account.

Email or username \*

Enter your email address or username.

Password \*

[Forgot your password?](#)

**✘ Password field is required.**

Enter the password that accompanies your email address.

Log in

[Create an account?](#)

### STEP 3

If your email is not recognised then:

- Select 'Create an account?'
- Complete all required fields.
- Select 'Create new account'.

## Create new account

Welcome to the new Golden Plains Shire Council website. If you have an online account with us, please use the *Forgot your password?* button to reset your account.

You have already an account? [Log in](#)

Email \*

A valid email address. All emails from the system will be sent to this address. The email address is not made public and will only be used if you wish to receive a new password or wish to receive certain news or notifications by email.

First Name

Last Name

Mobile Number

Street Address

Town

State

Post Code

Create new account

### 3. Creating a listing for the Online Community Directory

#### STEP 1

Once a new account has been created:

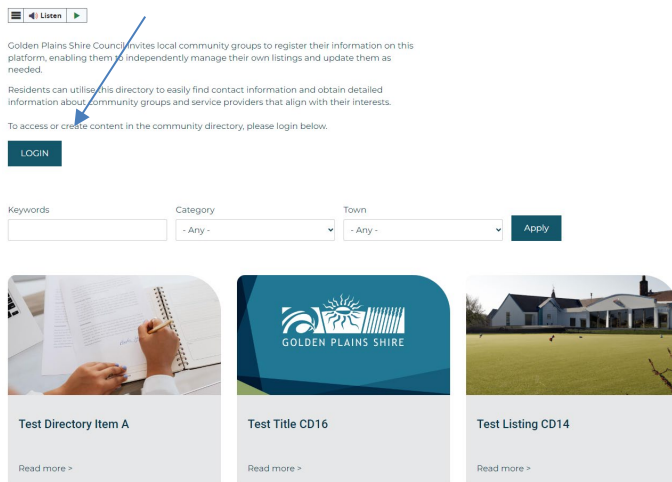
- Visit [www.goldenplains.vic.gov.au/user/login](http://www.goldenplains.vic.gov.au/user/login)
- Log in using your email or username and password

#### STEP 2

To create a new community listing.

- Once you have logged in visit [www.goldenplains.vic.gov.au/community-directory](http://www.goldenplains.vic.gov.au/community-directory)
- Click LOGIN

#### Community Directory



Golden Plains Shire Council invites local community groups to register their information on this platform, enabling them to independently manage their own listings and update them as needed.

Residents can utilise this directory to easily find contact information and obtain detailed information about community groups and service providers that align with their interests.

To access or create content in the community directory, please login below.

LOGIN

Keywords:  Category:  Town:

Test Directory Item A  
Read more >

Test Title CD16  
Read more >

Test Listing CD14  
Read more >

- Click Create a new listing

#### Directory Listing

Use the link below to create a new community directory listing. Your listing will be reviewed prior to publication.

[Create a new listing](#)

### STEP 3

Populate content for the community group, using the prompts provided.

- Items with a red asterix\* must be completed to progress the listing.

## Edit Community Directory Listing Test Listing 2

Preview Save

View Edit Delete Revisions

**Title\***


**Summary\***

Write a short summary about your community group. Must be under 255 characters.

^ List image

**Add a new file**

Choose File No file chosen



Please upload an image with minimum 780 pixels width. The image will be cropped to fit both the list and the page. A default image will be uploaded if you do not currently have one available.  
One file only.  
1 MB limit.  
Allowed types: png gif jpeg.

**Directory category\***

- Art
- Culture
- Heritage
- Crafts and Hobbies
- Exercise

Click CTRL or CMD on your computer to choose multiple categories. You can choose up to 2 categories.

**Town\***

Anakie

**Website**

https://www.goldenplains.vic.gov.au

This must be an external URL such as *http://example.com*.

**Facebook**

This must be an external URL such as *http://example.com*.

**Instagram**

This must be an external URL such as *http://example.com*.

**Contact Name \***

Test

**Contact Position \***

Test

**Mobile Number \***

1111111111

**Phone Number**

**Email \***

edooley@symphony3.com

**Preferred Contact Hours**

Eg: 9AM to 5PM - Mon to Fri

Volunteers welcome

Membership available

Virtual group

**Facility Address**

Completely fill in the address details below to display a map to your facility on the page. You can leave this blank if your listing does not have an address.

**Country**

**Street address\***

**Suburb\***      **State\***      **Postal code\***

**Description\***

**B I** | | Format | Source

This is a test description

**Text format**  [About text formats](#)

Write more details about your organisation. Keep your description under 500 words.

- Complete the opening hours section to let people know your hours of operation.

**Opening Hours**

	From	To	Operations
<b>Monday</b>	<input type="text" value="09:00 AM"/>	<input type="text" value="09:00 PM"/>	Add time slot Remove Copy last day
<b>Tuesday</b>	<input type="text" value="--:-- --"/>	<input type="text" value="--:-- --"/>	Add time slot Copy previous day
<b>Wednesday</b>	<input type="text" value="--:-- --"/>	<input type="text" value="--:-- --"/>	Add time slot Copy previous day
<b>Thursday</b>	<input type="text" value="--:-- --"/>	<input type="text" value="--:-- --"/>	Add time slot Copy previous day
<b>Friday</b>	<input type="text" value="--:-- --"/>	<input type="text" value="--:-- --"/>	Add time slot Copy previous day
<b>Saturday</b>	<input type="text" value="--:-- --"/>	<input type="text" value="--:-- --"/>	Add time slot Copy previous day
<b>Sunday</b>	<input type="text" value="--:-- --"/>	<input type="text" value="--:-- --"/>	Add time slot Copy previous day



#### STEP 4

Select and click the Disclosure once you have read and understood the requirements.

Disclosure\*

Personal information collected on this form will be used by Council's Community Wellbeing unit to develop a public online community directory.

Council may disclose your information to other internal departments such as communications and engagement, customer experience, recreation and community infrastructure, and children's services to develop the public online community directory. Your information will not be disclosed to any external party without your consent, unless required to do so by law.

If you do not provide us with all required information Council will not be able to include your profile in the public online community directory. You have the right to access your personal information and make any necessary corrections. If you have any queries or wish to gain access to amend your information, please contact Golden Plains Shire's Privacy Officer on (03) 5220 7111 or [enquiries@gplains.vic.gov.au](mailto:enquiries@gplains.vic.gov.au).

Council will comply with its Privacy Policy and Information Privacy Principles in schedule 1 of the Privacy and Data Protection Act 2014 and the Health Records Act 2001 in relation to the use, storage and disclosure of information. If you have any queries regarding this Collection Notice, please contact the Privacy Officer in writing to [enquiries@gplains.vic.gov.au](mailto:enquiries@gplains.vic.gov.au) or PO Box 111, Bannockburn 3331.

By ticking the checkbox above you consent for the details you have provided to be made available to the public and displayed on the online community directory.

#### STEP 5

Scroll to the top of the page and select 'Save' for your group listing to be sent through for review, before being uploaded onto the Community Directory.



You will then receive an email from our team (to the email address you have provided) noting your new Community directory listing is being reviewed.

## 4. Searching Online Community Directory listings

### STEP 1

Visit [www.goldenplains.vic.gov.au/community-directory](http://www.goldenplains.vic.gov.au/community-directory)

### STEP 2

Type in a keyword. Or select a category and/or Town.

Then select Apply

#### Community Directory



Golden Plains Shire Council invites local community groups to register their information on this platform, enabling them to independently manage their own listings and update them as needed.

Residents can utilise this directory to easily find contact information and obtain detailed information about community groups and service providers that align with their interests.

To access or create content in the community directory, please login below.

LOGIN

Keywords  Category  Town



Test Directory Item A

[Read more >](#)



Test Title CD16

[Read more >](#)



Test Listing CD14

[Read more >](#)

## 5. What your listing will look like

When your community group listing is published on the Golden Plains Shire Community Directory, how the listing appears will depend on what information you have entered.

### Example listing 1

#### Test Comm Dir

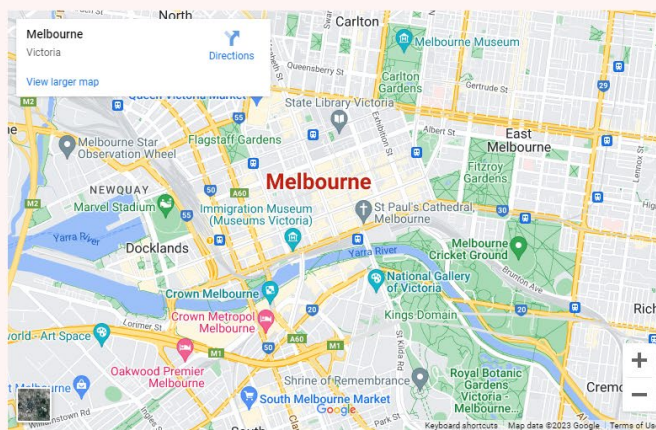
Listen

View Edit Delete Revisions

Test



Test



#### Directory category

Heritage  
Crafts and Hobbies

#### Town

Barunah Park

#### Website

<https://www.symphony3.com>

#### Facebook

<https://www.facebook.com/keepingupwithc...>

#### Instagram

<https://www.instagram.com/lovegoldenpla...>

#### Contact Name

Test

#### Contact Position

Test

#### Mobile Number

3333333

#### Phone Number

3333333

#### Email

[webmaster@symphony3.com](mailto:webmaster@symphony3.com)

#### Preferred Contact Hours

10AM to 5PM Monday to Friday

#### Volunteers welcome

Yes

#### Membership available

Yes

#### Virtual group

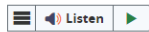
Yes

#### Facility Address

123 Main Street  
Melbourne VIC 3333  
Australia

## Example listing 2

### Cressy Cricket Club - Test



View

Edit

Delete

Revisions

Etiam ultricies nisi vel augue.



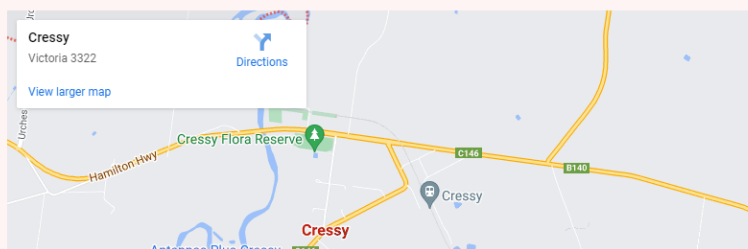
Class aptent taciti sociosqu ad litora torquent per conubia nostra, per inceptos hymenaeos. Donec mollis hendrerit risus. Pellentesque habitant morbi tristique senectus et netus et malesuada fames ac turpis egestas. In turpis. Fusce risus nisl, viverra et, tempor et, pretium in, sapien.

Fusce commodo aliquam arcu. Ut a nisl id ante tempus hendrerit. Praesent congue erat at massa. In auctor lobortis lacus. Vivamus quis mi.

Sed hendrerit. Maecenas vestibulum mollis diam. Morbi vestibulum volutpat enim. Nullam cursus lacinia erat. Donec interdum, metus et hendrerit aliquet, dolor diam sagittis ligula, eget egestas libero turpis vel mi.

Vestibulum ante ipsum primis in faucibus orci luctus et ultrices posuere cubilia Curae; Fusce id purus. Fusce egestas elit eget lorem. Morbi ac felis. Nullam cursus lacinia erat. Nullam nulla eros, ultricies sit amet, nonummy id, imperdiet feugiat, pede.

Integer tincidunt. Maecenas ullamcorper, dui et placerat feugiat, eros pede varius nisi, condimentum viverra felis nunc et lorem. Aenean tellus metus, bibendum sed, posuere ac, mattis non, nunc. Proin sapien ipsum, porta a, auctor quis, euismod ut, mi. Ut varius tincidunt libero.



#### Directory category

Social  
Sporting Clubs

#### Town

Cressy

#### Website

<https://www.symphony3.com>

#### Facebook

<https://www.facebook.com/keepingupwithc...>

#### Instagram

<https://www.instagram.com/lovegoldenpla...>

#### Contact Name

Philip Joseph

#### Contact Position

Secretary

#### Mobile Number

0427612813

#### Email

[cricket@gplains.vic.gov.au](mailto:cricket@gplains.vic.gov.au)

#### Preferred Contact Hours

10AM to 5PM Monday to Friday

#### Volunteers welcome

Yes

#### Membership available

Yes

#### Virtual group

Yes

#### Facility Address

123 Main Street  
Cressy VIC 3333  
Australia

#### Opening Hours

**Sunday:** Closed  
**Monday:** 9:00-15:00  
**Tuesday:** 9:00-15:00  
**Wednesday:** 9:00-15:00  
**Thursday:** 9:00-15:00  
**Friday:** Closed  
**Saturday:** Closed

## 6. Edit your listing

### STEP 1

Log in to your account

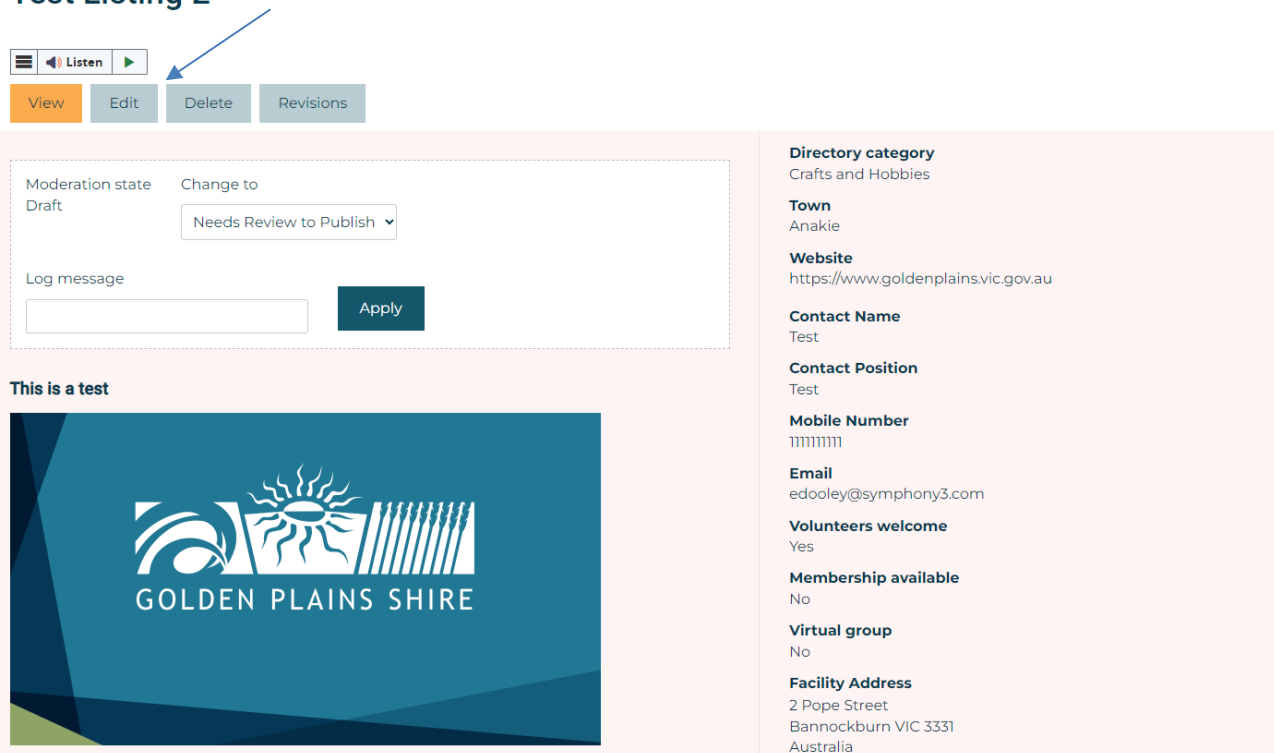
### STEP 2

Visit [www.goldenplains.vic.gov.au/community-directory](http://www.goldenplains.vic.gov.au/community-directory)

### STEP 3

Search for your listing, then select Edit


### Test Listing 2



Moderation state: Draft  
 Change to: Needs Review to Publish

Log message:

**This is a test**



**Directory category**  
 Crafts and Hobbies

**Town**  
 Anakie

**Website**  
<https://www.goldenplains.vic.gov.au>

**Contact Name**  
 Test

**Contact Position**  
 Test

**Mobile Number**  
 0000000000

**Email**  
 edooley@symphony3.com

**Volunteers welcome**  
 Yes

**Membership available**  
 No

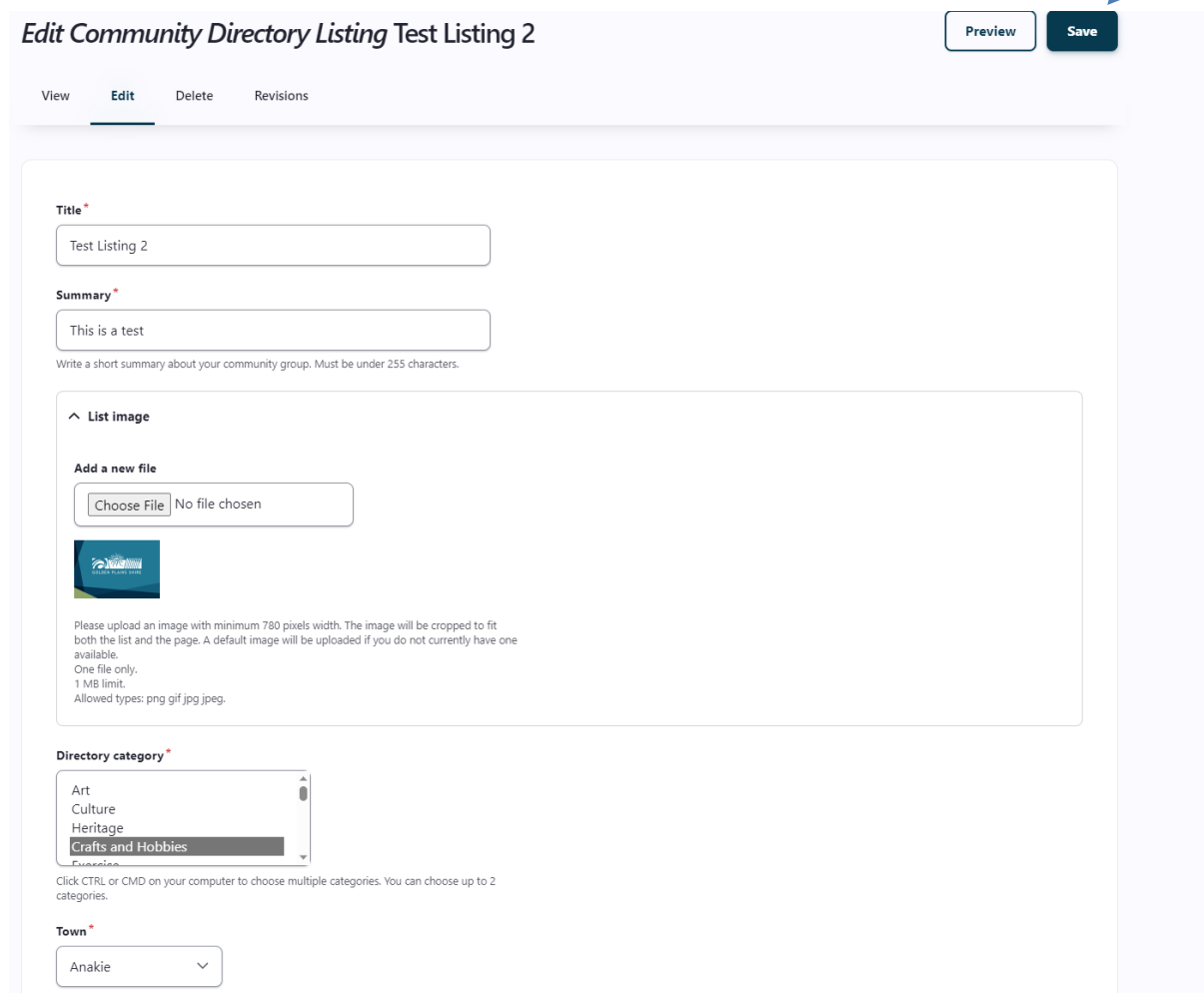
**Virtual group**  
 No

**Facility Address**  
 2 Pope Street  
 Bannockburn VIC 3331  
 Australia

## STEP 4

You will see your community listing and be able to edit information.

Once completed scroll to the top of the page and select 'Save'



**Edit Community Directory Listing Test Listing 2** Preview **Save**


View **Edit** Delete Revisions

**Title \***  
Test Listing 2

**Summary \***  
This is a test  
Write a short summary about your community group. Must be under 255 characters.

**List image**

**Add a new file**  
Choose File No file chosen



Please upload an image with minimum 780 pixels width. The image will be cropped to fit both the list and the page. A default image will be uploaded if you do not currently have one available.  
One file only.  
1 MB limit.  
Allowed types: png gif jpeg.

**Directory category \***

- Art
- Culture
- Heritage
- Crafts and Hobbies**
- Exercise

Click CTRL or CMD on your computer to choose multiple categories. You can choose up to 2 categories.

**Town \***  
Anakie

## 7. Additional Assistance

If you require additional assistance in creating or editing your Online Community Directory listing, please email [communityplanning@gplains.vic.gov.au](mailto:communityplanning@gplains.vic.gov.au) or call 03 5220 7111.